


































Name	: Mr. K.V.REDDY	Barcode No	: 20028911
Age /Gender	: 50 Y/M	Reg. No	: 0042011230001
Referring by	: Self	SPP Code	: SPL-SAP-005
Referring Customer	: Self	Collected On	: 23-11-2020
Primary Sample	: Whole Blood	Received On	23-11-2020
Sample Tested In	: Serum	Reported On	: 24-11-2020

Test	Result	Units	Biological Ref.ranges	Method
Total IgE :	519.6	IU/mL	Age (Year) 0-1 1.4 - 52.3 1-4 0.4 - 351.6 5-9 0.5 - 393.0 10-15 1.9 - 170.0 Adult 0 - 378.0	CLIA

- Elevated Total IgE is observed in only 30% of patients with allergic rhinitis, 60% of patients with asthma and in 80 - 90% of patients with significant atopic eczema. It can also be elevated in 10 - 20% of patients with non-allergic rhinitis or non-allergic asthma, or other conditions such as allergic bronchopulmonary aspergillosis, some forms of immunodeficiency, neoplasia such as lymphoma, and parasitic disease. The measurement of Total IgE is the sum total of multiple individual allergen specific IgE levels.
- Atopic allergy implies a familial tendency to manifest conditions like Asthma, Rhinitis, Urticaria and Eczematous dermatitis either alone or in association with the presence of IgE.


DR. KIRAN KILAPARTY
MD PATHOLOGY

ALLERGY FOOD (VEG) REPORT

Name of the Allergen	Result	Name of the Allergen	Result	Name of the Allergen	Result	Name of the Allergen	Result
Bitter Guard 	1.36	Sweet potato 	0.20	Mango 	0.12	Butter 	0.33
Brinjal 	2.65	Tomato 	0.33	Melon 	0.11	Cooked milk 	0.10
Broccoli 	0.20	White bean 	0.11	Papaya 	0.10	Curd 	0.17
Cabbage 	0.31	Apple 	0.12	Pear 	0.22	Ghee 	0.20
Carrot 	0.16	Apricot 	0.11	Orange 	0.29	Goat milk 	0.24
Coriander 	0.24	Avocado 	0.19	Straw Berry 	0.17	Milk 	0.30
Cucumber 	0.21	Banana 	0.26	Almond 	0.27	Milk powder 	0.30
Onion 	0.22	Grape 	0.12	Cashew nut 	0.11	Chana Dal 	1.36

Normal Range / Cut off for all allergens is : 0.35 U/L





















Kilaparty
DR. KIRAN KILAPARTY
MD PATHOLOGY

ALLERGY FOOD (VEG) REPORT

Name of the Allergen	Result	Name of the Allergen	Result	Name of the Allergen	Result	Name of the Allergen	Result
Potato 	0.27	Guava 	0.18	Ground Nut 	0.16	Moong Dal 	0.39
Pumpkin 	0.20	Kiwi 	0.22	Hazel Nut 	0.24	Rajma Dal 	1.98
Spinach 	0.14	Lemon 	0.22	Wal nut 	0.11	Toor Dal 	0.22
Barley 	1.22	Maize 	0.33	Oats 	0.47	Rice 	0.20
Rye 	0.15	Wheat 	0.20	Black Pepper 	0.12	Cardamom 	0.22
Cinnamon 	0.28	Cloves 	0.14	Garlic 	0.32	Zinger 	0.11
Coconut 	0.20	Coffee 	0.22	Green tea 	0.11	Honey 	0.33
Tea 	0.22	Tobacco 	0.12	Vanilla 	0.33	Yeast 	1.37
Sugar 	0.12	TaroRoot 	2.20	Salt 	0.20	Coffee 	0.11

Normal Range / Cut off for all allergens is : 0.35 U/L

Kilaparty
DR. KIRAN KILAPARTY
MD PATHOLOGY


ALLERGY FOOD (NON-VEG) REPORT							
Name of the Allergen	Result	Name of the Allergen	Result	Name of the Allergen	Result	Name of the Allergen	Result
Beef 	0.25	Beef liver 	0.14	Crab 	0.22	Cuttlefish 	0.33
Duck meat 	0.12	Egg white 	0.25	Fish (Cod) 	0.14	Haddock fish 	0.22
Lobster 	0.27	Mutton 	0.11	Pork 	0.22	Rabbit meat 	0.18
Salmon fish 	0.47	Sardine fish 	0.21	Shrimp 	0.18	Tuna fish 	0.58
Turkey 	0.18	Whole egg 	0.28	Chicken 	0.12	Quail meat 	0.15

Normal Range / Cut off for all allergens is : 0.35 U/L

Method: ELISA

False positives occur in the following scenarios:

- You have a small amount of IgE antibody to allergen but are not be truly allergic to that. You can contact the allergen and experience absolutely no reaction to it.*


DR. KIRAN KILAPARTY
MD PATHOLOGY

Interpretation

- Substances that cause an allergic reaction are called allergens. Besides dust and pollen, other common allergens include animal dander, foods, including nuts and shellfish, and certain medicines, such as penicillin.
- Allergy symptoms can range from sneezing and a stuffy nose to a life-threatening complication called anaphylactic shock. Allergy blood tests measure the amount of IgE antibodies in the blood. A small amount of IgE antibodies is normal. A larger amount of IgE may mean you have an allergy.