

REPORT

NAME : MR RAJU RANJAN (42Y/M)
REF. BY : DR AWINASH KUMAR
TEST ASKED : HCV QUANTITATIVE PCR

SAMPLE COLLECTED AT :
(8340092185), MAA BHADRAKALI DIAGNOSTICS, ORCHID
COMPLEX, GROUND FLOOR, NEAR RIMS HOSPITAL
MEDICAL CHOWK RANCHI, 834009

TEST NAME	Viral Load	UNITS	Log ₁₀ Value
HEPATITIS C VIRUS (HCV) QUANTITATIVE PCR	>1 x 10 ⁷	IU/mL	

Interpretation

Target Not Detected (TND)	HCV RNA was not detected in the patient specimen
< 30 IU/mL	HCV RNA detected below the linear range of the assay
30 to 1 x 10 ⁷ IU/mL	HCV RNA detected within the linear range of the assay
> 1 x 10 ⁷ IU/mL	HCV RNA detected above the linear range of the assay

The performance of this test has been validated at Department of Molecular Biology Laboratory, Thyrocare Technologies Limited, Navi Mumbai.

Indications

Hepatitis C virus (HCV) can be transmitted by blood and blood products of an infected person. HCV serological tests are recommended for screening of HCV infection but cannot be considered as a marker for active infection. Active viremia can be detected by presence of HCV RNA and changes in viral load levels can be measured by HCV quantification assay. It is used to monitor response to the treatment.

Methodology

HCV detection by polymerase chain reaction (PCR) is based on the amplification of specific regions of the HCV genome. In real Time PCR the amplified product is detected via fluorescent dyes.

Clinical significance

1. Quantification of HCV RNA in human plasma/Serum of patients with HCV infection.
2. Monitoring disease progression and response to anti HCV therapy in HCV infected patients.

Limitation of the assay

1. Presence of PCR inhibitors may interfere with PCR amplification.
2. This test is not intended for use in the initial diagnosis or confirmation of HCV infection.

Disclaimer

1. This test is intended for use in conjunction with clinical presentation and other laboratory markers as an indicator of disease prognosis.
2. Improper specimen collection, handling, storage and transportation may results in false negative results.
3. The report represents only the specimen received in laboratory.

References

1. WHO guidelines on Hepatitis B and Hepatitis C testing. Geneva:World Health Organization; 2017.
2. AltoStar® HCV RT-PCR Kit 1.5 Instructions for Use.

~~ End of report ~~

Sample Collected on (SCT) : 27 Dec 2022 14:15
Sample Received on (SRT) : 28 Dec 2022 01:22
Report Released on (RRT) : 28 Dec 2022 17:56
Sample Type : EDTA
Labcode : 2712002998/PU152
Barcode : U7054554



Dr. Chaitali Nikam, Ph.D

Dr. Caesar Sengupta MD(Micro)

CONDITIONS OF REPORTING

- ✓ The reported results are for information and interpretation of the referring doctor only.
- ✓ It is presumed that the tests performed on the specimen belong to the patient; named or identified.
- ✓ Results of tests may vary from laboratory to laboratory and also in some parameters from time to time for the same patient.
- ✓ Should the results indicate an unexpected abnormality, the same should be reconfirmed.
- ✓ Only such medical professionals who understand reporting units, reference ranges and limitations of technologies should interpret results.
- ✓ This report is not valid for medico-legal purpose.
- ✓ Neither Thyrocare, nor its employees/representatives assume any liability, responsibility for any loss or damage that may be incurred by any person as a result of presuming the meaning or contents of the report.
- ✓ Thyrocare Discovery video link :- <https://youtu.be/nbdYeRgYyQc>
- ✓ For clinical support please contact @8450950852,8450950853,8450950854 between 10:00 to 18:00







EXPLANATIONS

- ✓ Majority of the specimen processed in the laboratory are collected by Pathologists and Hospitals we call them as "Clients".
- ✓ **Name** - The name is as declared by the client and recored by the personnel who collected the specimen.
- ✓ **Ref.Dr** - The name of the doctor who has recommended testing as declared by the client.
- ✓ **Labcode** - This is the accession number in our laboratory and it helps us in archiving and retrieving the data.
- ✓ **Barcode** - This is the specimen identity number and it states that the results are for the specimen bearing the barcode (irrespective of the name).
- ✓ **SCP** - Specimen Collection Point - This is the location where the blood or specimen was collected as declared by the client.
- ✓ **SCT** - Specimen Collection Time - The time when specimen was collected as declared by the client.
- ✓ **SRT** - Specimen Receiving Time - This time when the specimen reached our laboratory.
- ✓ **RRT** - Report Releasing Time - The time when our pathologist has released the values for Reporting.
- ✓ **Reference Range** - Means the range of values in which 95% of the normal population would fall.


SUGGESTIONS

- ✓ Values out of reference range requires reconfirmation before starting any medical treatment.
- ✓ Retesting is needed if you suspect any quality shortcomings.
- ✓ Testing or retesting should be done in accredited laboratories.
- ✓ For suggestions, complaints or feedback, write to us at **info@thyrocare.com** or call us on **022-3090 0000 / 6712 3400**
- ✓ SMS:<Labcode No.> to **9870666333**

Preventive Healthcare is now at your fingertips!



Download Thyroapp Now





FocusTB
Towards a TB free world

TGS
TB - Whole Genome Sequencing

18 drug susceptibility profile | 15 Days TAT

BOOK A TEST

Give a Call - 022 4128 2828

WhatsApp TGS to 8104112632

Email to tgs@focustb.com