

दर्डा हॉस्पिटल

डॉ. आर. एच. दर्डा

MBBS, EX. TALUKA HEALTH OFFICER

फिजीशियन अँड सर्जन

Regd. No. 68007

समय : सुबह ११ से ३, शाम ७ से १०



रविवार समय : सुबह ११ से २

डॉ. अनिता आर. दर्डा

MBBS, DGO (ICMCH)

प्रसूती व स्त्री रोग तज्ञ

Regd. No. 74888

समय : सुबह १२ से ३, शाम ७ से ९

हॉस्पिटल : इतवारा स्टेशन रोड, बिनाकी, नागपूर - ४४००१७

8999797908

11/2/23

Mera Shahu
age-23/Female

Adv
Double marker full



Height - 5.

Weight - 57.5

L.M.P - 25 march

Date of Birth - 5/4/1999

Phone No - 8010016697

Dr. Anita R. Darda

M.B.B.S., DGO

Gynaecologist

Regd. No. 74888

उपलब्ध सुविधाएँ

- | | | | |
|----------------------------------|------------------------|---------------------------------|--|
| ■ शासनमान्य गर्भपात केंद्र | ■ सुसज्जित ऑपरेशन कक्ष | ■ रक्तचाप, शुगर तपासणी | ■ हर्निया, हायड्रोसील, अपेन्डिक्स, पाईल्स, |
| ■ कुटुंबकल्याण शल्यक्रिया केंद्र | ■ फिटल मॉनीटर | ■ लेप्रोस्कोपीक शल्यक्रिया | ■ भगंदर व सभी प्रकार के ऑपरेशन कि सुविधा |
| ■ वंध्यत्व निवारण केंद्र | ■ ई.सी.जी. | ■ हड्डी के ऑपरेशन कि सुविधा | ■ चमडी के रोग का चर्म रोग तज्ञ द्वारा ईलाज |
| ■ गर्भपरीक्षण सुविधा | ■ नेब्युलायझर | ■ ए.सी. हम, स्पेशल हम व जनरल हम | |

सोनोग्राफी केन्द्र

SONOLINE (M) 9881725969
BHAWATKAR DIAGNOSTIC CENTRE

Dr. Mrs. Manisha Bhawatkar
M.B.B.S., D.M.R.E (FMF 203671)
(Mumbai)
Reg No 1025/03/2003 Consultant in FETAL MEDICINE
& RADIOLOGIST Certified fellow SCHOLAR MD, INDIA.
101, Karamsheel Heights, Infront of Maharashtra Emp

Dr. Ashish Bhawatkar
M.B.B.S. D.M.R.D. (FMF 203670)
 (Govt. medical college, Nagpur)
 Reg. No. 083558 **Consultant in FETAL MEDICINE**
RADIOLOGIST Certified fellow SCHOLAR MD, INDIA
 ... Square Nagpur (Ph.2644889)

Patient name Mrs. MEERA SHAHU
Patient ID 25-06-2023-0004
Referred by Dr. ANITA DARDA MBBS DGO
LMP date 31/03/2023, LMP EDD: 05/01/2024

Age/Sex 23 Years / Female
Visit no 1
Visit date 25/06/2023

OB - First Trimester Scan Report

Indication(s)

NT SCAN

Real time B-mode ultrasonography of gravid uterus done.

Route: Transabdominal

Single intrauterine gestation

Maternal

Cervix measured 3.75 cm in length.

INTERNAL OS CLOSED

MEAN UTERINE ATR. PL. IS 2.8.. RAISED

Right Uterine	3.16	
Left Uterine	2.5	
Mean PI	2.83	

Fetus

Survey

Placenta

Liquor

Umbilical cord

Fetal activity

Cardiac activity

: Anterior

: Adequate


: Three vessel cord seen


: Fetal activity present


: Cardiac activity present


Fetal heart rate - 145 bpm

Biometry (mm)

CRL 60.3, 12W 2D  (50%)

BPD 23.3, 13W 6D  (95%)

HC 82.6, 13W 4D  (79%)

FL 8.1, 12W 3D  (50%)

Fetal doppler

Mrs. MEERA SHAHU / 25-06-2023-0004 / 25/06/2023 / Visit No 1

Aneuploidy Markers (mm)

Nasal Bone 3 —●— (54%)

Present

NT 1.52 —●— (46%)

Normal

Ductus Venosus Normal flow

Tricuspid Regurgitation No TR

Fetal Anatomy

Intracranial structure appeared normal. Midline falx seen .

Both lateral ventricle appeared normal..

No identifiable lesion seen .

Neck appeared normal.

Foetal spine, appears normal

No evidence of cleft /palate seen

No evidence of significant open neural tube defect seen.

Foetal face seen in coronal and profile views.

Both orbits nose and mouth appeared normal.

Both lungs seen. No evidence of pleuropericardial effusion seen.

No evidence of SOL in thorax .

Normal cardiac situs .Four chambers ,three vessels view normal. .Overall heart appeared normal . Cardiac situs normal.

Abdominal situs appeared normal.

Normal insertion of three vessel cord seen.

Stomach and bowel appeared normal .

Both foetal kidneys and urinary bladder appeared normal.

All four limbs overall appeared normal.

No evidence of club foot noted .

No obvious congenital anomaly noted as per this scan .

SONOLINE (M) 9881725969
BHAWATKAR DIAGNOSTIC CENTRE

Dr. Mrs. Manisha Bhawatkar
M.B.B.S., D.M.R.E (FMF 203671)
(Mumbai)

Reg. No 1025/03/2003 Consultant in **FETAL MEDICINE**
& **RADIOLOGIST Certified fellow SCHOLAR MD, INDIA**
101, Karamsheel Heights, Infront of Maharashtra Emporium, Dr Ambedkar Marg, Indora Square, Nagpur (Ph.2644889)

Dr. Ashish Bhawatkar
M.B.B.S. D.M.R.D. (FMF 203670)
(Govt. medical college, Nagpur)

Reg. No. 083558 Consultant in **FETAL MEDICINE**
RADIOLOGIST Certified fellow SCHOLAR MD, INDIA.
101, Karamsheel Heights, Infront of Maharashtra Emporium, Dr Ambedkar Marg, Indora Square, Nagpur (Ph.2644889)

Risk for preeclampsia

Report date 25-06-2023

Examination date 25-06-2023

Gestational age 12⁺3 weeks

BDCD0686EBC205

Maternal characteristics

Age in years 23.2

Height in cm 152

Weight in kg 57

Racial origin South Asian

Smoking during pregnancy No

Family history of preeclampsia No

Method of conception Spontaneous

Singleton or twins Singleton

Medical history

Chronic hypertension No

Diabetes type I No

Diabetes type II No

Systemic lupus erytheromatosus No

Anti-phospholipid syndrome No

Obstetric history

Parity Nulliparous

Biophysical measurements

Mean arterial pressure 85 mmHg (1.006 MoM)

Uterine artery PI 2.8 (1.633 MoM)

Measurement date 25-06-2023

Preeclampsia risk from history only

< 37 weeks: 1 in 88

Preeclampsia risk from history plus MAP, UTPI

< 37 weeks: 1 in 45

SONOLINE (M) 9881725969
BHAWATKAR DIAGNOSTIC CENTRE

Dr. Mrs. Manisha Bhawatkar
M.B.B.S., D.M.R.E (FMF 203671)
(Mumbai)
Reg.No 1025/03/2003 Consultant in FETAL MEDICINE
& RADIOLOGIST Certified fellow SCHOLAR MD, INDIA
101, Karamsheel Heights, Infront of Maharashtra Emporium, Dr Ambedkar Marg, Indora Square, Nagpur (Ph.2644889)

Dr. Ashish Bhawatkar
M.B.B.S. D.M.R.D. (FMF 203670)
(Govt. medical college, Nagpur)
Reg. No. 083558 Consultant in FETAL MEDICINE
RADIOLOGIST Certified fellow SCHOLAR MD, INDIA

Mrs. MEERA SHAHU / 25-06-2023-0004 / 25/06/2023 / Visit No 1

Impression

INTRAUTERINE GESTATION CORRESPONDING TO A GESTATIONAL AGE OF 12 WEEKS 2 DAYS

GESTATIONAL AGE ASSIGNED AS PER BIOMETRY (CRL)

MENSTRUAL AGE 12 WEEKS 2 DAYS

CORRECTED EDD 05-01-2024

CORRECTED EDD 05-01-2024 as per CRL

Preeclampsia risk from history only

< 37weeks : 1 in 88

Preeclampsia risk calculated from MATERNAL CHARACTERISTIC plus MAP & MEAN UT.ART. PI
AS the risk is 1 in 45 which is VERY HIGH RISK

Hence suggested tablet ASPRIN 150mg daily at night till 36weeks

Highly recommended to incorporate this new PE risk with serum PAPP A to derive the final risk
for Preeclampsia/FGR

First trimester screening for Downs

Maternal age risk 1 in 1419

Fetus	Risk estimate - NT	Risk estimate - NT + NB	Markers name
A	1 in 6757	1 in 22524	Nasal Bone Present

Disclaimer

I DR. MANISHA BHAWATKAR NEITHER DETECT NOR DISCLOSED THE SEX OF THE FOETUS TO THE PATIENT OR RELATIVE IN ANY MANNER.

Dr.MANISHA BHAWATKAR
DMRE, FMF (U.K) CERTIFIED FELLOW SCHOLAR MD..(203671)
CONSULTANT FETAL MEDICINE EXPERT & RADIOLOGIST.