

| | | | |
|--------------------|----------------------|--------------|-----------------|
| Name | : Master. KEYAN SALE | Barcode No | : A0774797 |
| Age /Gender | : 5 YRS/Male | Reg. No | : 0662407060306 |
| Referring by | : | SPP Code | : SPL-PU-390 |
| Referring Customer | : | Collected On | : 07-Jul-24 |
| Primary Sample | : Whole Blood | Received On | : 07-Jul-24 |
| Sample Tested In | : Serum | Reported On | : 08-Jul-24 |

| Test | Result | Units | Biological Ref.ranges | Method |
|-------------|---------------|--------------|------------------------------|---------------|
| Total IgE : | 913.7 | IU/mL | Age (Year) IU/mL | CLIA |
| | | | 0-1 1.4 - 52.3 | |
| | | | 1-4 0.4 - 351.6 | |
| | | | 5-9 0.5 - 393.0 | |
| | | | 10-15 1.9 - 170.0 | |
| | | | Adult 0 - 378.0 | |





















➤Elevated Total IgE is observed in only 30% of patients with allergic rhinitis, 60% of patients with asthma and in 80 - 90% of patients with significant atopic eczema. It can also be elevated in 10 - 20% of patients with non-allergic rhinitis or non-allergic asthma, or other conditions such as allergic bronchopulmonary aspergillosis, some forms of immunodeficiency, neoplasia such as lymphoma, and parasitic disease. The measurement of Total IgE is the sum total of multiple individual allergen specific IgE levels.

➤Atopic allergy implies a familial tendency to manifest conditions like Asthma, Rhinitis, Urticaria and Eczematous dermatitis either alone or in association with the presence of IgE.



DR. SRILATHA
MD PATHOLOGY

ALLERGY FOOD (NON-VEG) REPORT

| Name of the Allergen | Result | Name of the Allergen | Result | Name of the Allergen | Result | Name of the Allergen | Result |
|--|--------|---|--------|---|--------|---|--------|
| Beef  | 0.18 | Beef liver  | 0.12 | Crab  | 0.22 | Cuttlefish  | 0.33 |
| Duck meat  | 0.19 | Egg white  | 0.22 | Fish (Cod)  | 0.31 | Haddock fish  | 0.22 |
| Lobster  | 0.24 | Mutton  | 0.11 | Pork  | 0.22 | Rabbit meat  | 0.20 |
| Salmon fish  | 0.18 | Sardine fish  | 0.28 | Shrimp  | 0.20 | Tuna fish  | 0.20 |
| Turkey  | 0.16 | Whole egg  | 0.28 | Chicken  | 0.31 | Quail meat  | 0.28 |

Normal Range / Cut off for all allergens is : 0.35 U/L


DR. SRILATHA
MD PATHOLOGY

Method: ELISA

False positives occur in the following scenarios:

- *You have a small amount of IgE antibody to allergen but are not truly allergic to that. You can contact the allergen and experience absolutely no reaction to it.*

Interpretation

- Substances that cause an allergic reaction are called allergens. Besides dust and pollen, other common allergens include animal dander, foods, including nuts and shellfish, and certain medicines, such as penicillin.
- Allergy symptoms can range from sneezing and a stuffy nose to a life-threatening complication called anaphylactic shock. Allergy blood tests measure the amount of IgE antibodies in the blood. A small amount of IgE antibodies is normal. A larger amount of IgE may mean you have an allergy.