

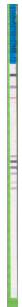













				Summary results BLOT-LINE ANA						
Lot: A0934798 Performed by: RAVINDRA BABU Evaluation time: 10/30/2024 8:21:27 PM				Borderline area from 8.00 to 10.00						
Scan image(1 - 16):										
	Sample no. 1	Sample no. 2	Sample no. 3	Sample no. 5 (#+)	Sample no. 6	Sample no. 7	Sample no. 8	Sample no. 9	Sample no. 10	Sample no. 16
										
Results(1 - 16):										
	Sample no. 1	Sample no. 2	Sample no. 3	Sample no. 5 (#+)	Sample no. 6	Sample no. 7	Sample no. 8	Sample no. 9	Sample no. 10	Sample no. 16
Description										
IgG Control	√	√	√	√	√	√	√	√	√	√
Jo-1	0.00[N]	3.18[N]	0.00[N]	34.01[P]	1.97[N]	3.08[N]	0.50[N]	0.00[N]	0.00[N]	0.53[N]
PL-7	0.53[N]	1.07[N]	3.20[N]	46.11[P]	5.90[N]	1.54[N]	5.48[N]	1.01[N]	1.02[N]	0.00[N]
PL-12	0.54[N]	0.00[N]	1.61[N]	0.00[N]	1.98[N]	1.55[N]	1.51[N]	1.52[N]	0.51[N]	0.00[N]
PmScl	3.72[N]	2.66[N]	3.73[N]	0.00[N]	1.49[N]	5.15[N]	7.00[N]	3.54[N]	4.04[N]	1.06[N]
CENP-A	93.00[P]	25.01[P]	0.00[N]	2.58[N]	7.87[N]	0.52[N]	0.50[N]	0.00[N]	0.00[N]	0.00[N]
CENP-B	96.69[P]	48.19[P]	0.00[N]	10.20[P]	4.93[N]	0.00[N]	0.00[N]	0.00[N]	0.00[N]	0.00[N]
Scl-70	0.54[N]	0.54[N]	2.14[N]	45.16[P]	21.84[P]	0.00[N]	3.02[N]	0.00[N]	0.51[N]	0.00[N]
Ro52	0.54[N]	1.60[N]	29.48[P]	0.52[N]	2.96[N]	1.04[N]	0.51[N]	0.00[N]	39.93[P]	1.59[N]
Ro60	0.00[N]	6.33[N]	58.08[P]	5.64[N]	0.00[N]	0.00[N]	2.02[N]	2.54[N]	73.46[P]	1.06[N]
La	1.07[N]	0.00[N]	47.24[P]	4.61[N]	1.48[N]	0.00[N]	0.00[N]	0.00[N]	77.21[P]	0.53[N]
RNP-A	0.54[N]	0.00[N]	23.48[P]	1.55[N]	0.99[N]	0.52[N]	0.00[N]	37.22[P]	41.35[P]	2.63[N]
RNP-C	1.61[N]	1.60[N]	10.97[P]	0.00[N]	2.96[N]	1.56[N]	0.00[N]	37.69[P]	26.14[P]	0.00[N]
RNP-68	0.00[N]	1.06[N]	23.61[P]	2.58[N]	0.99[N]	2.08[N]	1.02[N]	46.29[P]	18.42[P]	0.53[N]
SmB	0.00[N]	6.27[N]	1.08[N]	0.52[N]	0.00[N]	0.00[N]	0.00[N]	3.57[N]	1.02[N]	0.53[N]
SmD	0.00[N]	0.00[N]	6.35[N]	0.52[N]	1.98[N]	1.56[N]	0.00[N]	0.51[N]	0.00[N]	0.00[N]
P0	0.00[N]	3.66[N]	0.00[N]	1.03[N]	0.49[N]	0.52[N]	0.00[N]	0.51[N]	6.08[N]	0.00[N]
PCNA	0.00[N]	2.65[N]	0.00[N]	0.52[N]	4.48[N]	0.00[N]	0.51[N]	0.00[N]	1.02[N]	0.00[N]
dsDNA	1.07[N]	2.63[N]	1.61[N]	0.00[N]	0.00[N]	6.20[N]	1.02[N]	1.03[N]	1.02[N]	0.00[N]
Histone	0.00[N]	1.58[N]	0.54[N]	0.00[N]	3.98[N]	8.24[B]	1.02[N]	1.03[N]	1.02[N]	0.00[N]
Nucleosom	2.14[N]	2.67[N]	1.61[N]	1.55[N]	3.46[N]	15.28[P]	3.55[N]	1.54[N]	1.53[N]	1.06[N]
DFS70	0.00[N]	1.61[N]	1.08[N]	53.19[P]	1.48[N]	0.52[N]	0.00[N]	0.00[N]	0.00[N]	0.00[N]
M2	0.00[N]	0.00[N]	0.00[N]	0.00[N]	3.45[N]	0.00[N]	2.03[N]	0.00[N]	0.00[N]	1.06[N]
ANA	Positive	Positive	Positive	Positive	Positive	Positive	Negative	Positive	Positive	Negative
Strips assigned (+) - In case of negative result of ANA and positive result of DFS70: low probability of SARD. In case of positive result of M2: potential risk of primary biliary cirrhosis progression.										
Strips assigned (#) - Control line located incorrectly, SW evaluation result is not valid										

					Summary results BLOT-LINE ANA					
Lot: A0934798 Performed by: RAVINDRA BABU Evaluation time: 10/30/2024 8:21:27 PM					Borderline area from 8.00 to 10.00					
Scan image(17 - 20):										
	Sample no. 17	Sample no. 18	Sample no. 19	Sample no. 20						
										
Results(17 - 20):										
	Sample no. 17	Sample no. 18	Sample no. 19	Sample no. 20						
Description	Mr. IMRAN									
IgG Control	√	√	√	√						
Jo-1	0.52[N]	0.54[N]	1.07[N]	0.53[N]						
PL-7	0.00[N]	4.26[N]	1.07[N]	1.07[N]						
PL-12	1.56[N]	0.00[N]	0.54[N]	0.00[N]						
PmScl	0.00[N]	0.54[N]	1.60[N]	4.24[N]						
CENP-A	0.00[N]	1.08[N]	1.60[N]	0.00[N]						
CENP-B	1.05[N]	0.00[N]	0.00[N]	1.61[N]						
Scl-70	1.57[N]	0.00[N]	0.54[N]	0.00[N]						
Ro52	0.00[N]	0.54[N]	3.73[N]	0.00[N]						
Ro60	3.13[N]	0.00[N]	0.00[N]	0.00[N]						
La	0.53[N]	0.00[N]	1.61[N]	0.00[N]						
RNP-A	0.00[N]	0.00[N]	1.61[N]	0.00[N]						
RNP-C	1.05[N]	0.54[N]	0.54[N]	0.00[N]						
RNP-68	1.05[N]	1.62[N]	1.07[N]	1.07[N]						
SmB	0.53[N]	0.54[N]	1.07[N]	0.00[N]						
SmD	0.00[N]	0.54[N]	1.07[N]	0.00[N]						
P0	1.05[N]	0.00[N]	0.54[N]	0.00[N]						
PCNA	0.00[N]	0.00[N]	0.54[N]	0.00[N]						
dsDNA	0.52[N]	1.08[N]	2.66[N]	1.61[N]						
Histone	1.57[N]	0.54[N]	2.66[N]	1.61[N]						
Nucleosom	2.61[N]	1.61[N]	2.13[N]	2.67[N]						
DFS70	0.52[N]	1.08[N]	0.54[N]	2.14[N]						
M2	0.00[N]	0.54[N]	0.00[N]	0.00[N]						
ANA	Negative	Negative	Negative	Negative						
Strips assigned (+) - In case of negative result of ANA and positive result of DFS70: low probability of SARD. In case of positive result of M2: potential risk of primary biliary cirrhosis progression.										
Strips assigned (#) - Control line located incorrectly, SW evaluation result is not valid										