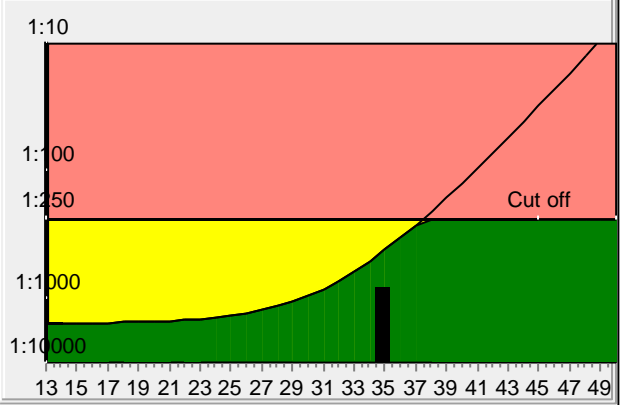





Date of report: **04-12-2024**
 Prisca 5.1.0.17

NA

Patient data		Ultrasound data	
Name	Mrs. SHAISTA MALIK	Gestational age	14 + 2
D.O.B.	17-07-1990	Scan date	28-11-2024
Age at delivery	34.9	Method	Scan
Correction factors			
Fetuses	1	IVF	no
Weight in kg	58	diabetes	no
Smoker	no	Origin	Asian
		Previous trisomy 21 pregnancies	unknown
Risks at term			
Age risk at term	1:440	Trisomy 21	1:833
Overall population risk	1:600	Trisomy 18	<1:10000
Neural tube defects risk	1:8229		
Pregnancy data		Parameter	Value
Sample Date	29-11-2024	AFP	22.1 ng/ml
Gestational age at sample date	14 + 3	HCG	40369.9 mIU/ml
determination method	Scan	uE3	0.92 ng/ml
			Corr. MoM
			0.77
			0.86
			0.70
Risk		Trisomy 21	
		<p>The calculated risk for Trisomy 21 is below the cut off which represents a low risk.</p> <p>After the result of the Trisomy 21 test it is expected that among 833 women with the same data, there is one woman with a trisomy 21 pregnancy and 832 women with not affected pregnancies. The calculated risk by PRISCA depends on the accuracy of the information provided by the referring physician. Please note that risk calculations are statistical approaches and have no diagnostic value!</p>	
Trisomy 18		Neural tube defects risk	
<p>The calculated risk for trisomy 18 is < 1:10000, which indicates a low risk.</p>		<p>The corrected MoM AFP (0.77) is located in the low risk area for neural tube defects.</p>	

 below cut off

 Below Cut Off, but above Age Risk

 above cut off