




Patient data			
Name		Mrs. SOUJANYA	Patient ID
0352502080026			
Birthday		21/03/01	Sample ID
A0593819			
Age at sample date		23.9	Sample Date
08/02/25			
Gestational age		13 + 5	
Correction factors			
Fetuses	1	IVF	no
Weight	35	diabetes	no
Smoker	no	Origin	Asian
Previous trisomy 21 pregnancies		unknown	
Biochemical data			Ultrasound data
Parameter	Value	Corr. MoM	Gestational age
PAPP-A	5.96 mIU/mL	0.43	13 + 3
fb-hCG	56.84 ng/ml	1.52	Method
Risks at sampling date			CRL Robinson
Age risk	1:1043		Scan date
Biochemical T21 risk	1:316		06/02/25
Combined trisomy 21 risk	1:1180		Crown rump length in mm
Trisomy 13/18 + NT	<1:10000		76
			Nuchal translucency MoM
			1.07
			Nasal bone
			present
			Sonographer
			NA
			Qualifications in measuring NT
			MD
Risk			Trisomy 21
			<p>The calculated risk for Trisomy 21 (with nuchal translucency) is below the cut off, which indicates a low risk.</p> <p>After the result of the Trisomy 21 test (with NT) it is expected that among 1180 women with the same data, there is one woman with a trisomy 21 pregnancy and 1179 women with not affected pregnancies.</p> <p>The calculated risk by PRISCA depends on the accuracy of the information provided by the referring physician. Please note that risk calculations are statistical approaches and have no diagnostic value!</p> <p>The patient combined risk presumes the NT measurement was done according to accepted guidelines (Prenat Diagn 18: 511-523 (1998)).</p> <p>The laboratory can not be hold responsible for their impact on the risk assessment ! Calculated risks have no diagnostic value!</p>
Trisomy 13/18 + NT			
<p>The calculated risk for trisomy 13/18 (with nuchal translucency) is < 1:10000, which represents a low risk.</p>			

 below cut off
  Below Cut Off, but above Age Risk
  above cut off