Name	:	Mr. MOHIT SAHITA	Barcode No	:	B2804215
Age /Gender	:	21 YRS/Male	Reg. No	:	0622507040066
Referring by	:		SPP Code	:	SPL-CG-056
Referring Customer	:		Collected On	:	06-07-2025
Primary Sample	:	Whole Blood	Received On		06-07-2025
Sample Tested In	:	Serum	Reported On	:	07-07-2025

Test	Result	Units	Biological Ref.ranges		Method
Total IgE :	**893.0**	IU/mL	Age (Year) 0-<7 7-<19 (20-60) Adult	IU/mL <25-440 <25-450 0-160	CLIA

- Elevated Total IgE is observed in only 30% of patients with allergic rhinitis, 60% of patients with asthma and in 80 - 90% of patients with significant atopic eczema. It can also be elevated in 10 - 20% of patients with non-allergic rhinitis or non-allergic asthma, or other conditions such as allergic bronchopulmonary aspergillosis, some forms of immunodeficiency, neoplasia such as lymphoma, and parasitic disease. The measurement of Total IgE is the sum total of multiple individual allergen specific IgE levels.
- Atopic allergy implies a familial tendency to manifest conditions like Asthma, Rhinitis, Urticaria and Eczematous dermatitis either alone or in association with the presence of IgE.

DR. SRILATHA
MD PATHOLOGY

ALLERGY FOOD (VEG) REPORT							
Name of the Allergen	**Result**	**Name of the Allergen**	**Result**	**Name of the Allergen**	**Result**	**Name of the Allergen**	**Result**
Bitter Guard	**0.62**	Sweet potato	0.10	Mango	0.30	Butter	0.30
Brinjal	0.23	Tomato	0.13	Melon	0.26	Cooked milk	0.23
Broccoli	0.30	White bean	0.23	Papaya	0.23	Curd	0.25
Cabbage	0.12	Apple	0.19	Pear	0.20	Ghee	0.21
Carrot	0.19	Apricot	0.26	Orange	0.29	Goat milk	0.23
Coriander	0.13	Avocado	0.19	Straw Berry	0.30	Milk	0.19
Cucumber	0.19	Banana	0.26	Almond	0.27	Milk powder	0.40
Onion	0.22	Grape	0.12	Cashew nut	0.26	Chana Dal	0.22

Normal Range / Cut off for all allergens is : 0.35 U/L

DR. SRILATHA
MD PATHOLOGY

ALLERGY FOOD (VEG) REPORT							
Name of the Allergen	**Result**	**Name of the Allergen**	**Result**	**Name of the Allergen**	**Result**	**Name of the Allergen**	**Result**
Potato	0.27	Guava	0.20	Ground Nut	0.30	Moong Dal 	**0.74**
Pumpkin	0.26	Kiwi	0.22	Hazel Nut	0.23	Rajma Dal	0.28
Spinach	0.30	Lemon	0.20	Wal nut	0.26	Toor Dal	0.20
Barley	0.14	**Maize**	0.33	**Oats**	0.22	**Rice**	0.26
Rye	0.19	**Wheat**	0.26	**Black Pepper**	0.19	**Cardamom**	0.22
Cinnamon	0.28	**Cloves**	0.30	**Garlic**	0.32	**Zinger**	0.26
Coconut	0.23	Coffee	0.22	Green tea	0.26	Honey	0.33
Tea	0.22	Tobacco	0.19	Vanilla	0.33	Yeast	0.32
Sugar	0.19	TaroRoot	0.22	Salt	0.26	Coffee	0.26

Normal Range / Cut off for all allergens is : 0.35 U/L

DR. SRILATHA
MD PATHOLOGY

ALLERGY FOOD (NON-VEG) REPORT							
Name of the Allergen	**Result**	**Name of the Allergen**	**Result**	**Name of the Allergen**	**Result**	**Name of the Allergen**	**Result**
Beef	0.25	Beef liver	0.30	Crab	0.22	Cuttlefish	0.33
Duck meat	0.19	Egg white	0.25	Fish (Cod)	0.23	**Haddock fish**	0.22
Lobster	0.27	Mutton	0.26	Pork	0.22	Rabbit meat	0.20
Salmon fish	0.20	Sardine fish	0.19	Shrimp	0.20	Tuna fish	0.23
Turkey	0.10	Whole egg	0.28	Chicken	0.19	Quail meat	0.19

Normal Range / Cut off for all allergens is : 0.35 U/L

DR. SRILATHA
MD PATHOLOGY

ALLERGY INHALANTS REPORT							
Name of the Allergen	**Result**	**Name of the Allergen**	**Result**	**Name of the Allergen**	**Result**	**Name of the Allergen**	**Result**
Blomia tropicalis	0.22	**Dermatophagoides microceras**	**0.79**	**Dermatophagoides farinae**	0.26	**Dermatophagoides pteronyssinus**	**0.63**
Cat dander	0.30	**Chicken feathers**	0.19	**Cow dander**	0.22	**Dog dander**	0.30
Duck feathers	0.26	**Finch feathers**	0.22	**Goat Dander**	0.19	**Horse Dandruff**	0.23
Guinea pig dandruff	0.20	**Parrot feathers**	0.28	**Pigeon droppings**	0.20	**Pigeon feathers** 	0.27
Sweet vernal grass	0.11	**Barley grass**	0.31	**Cocksfoot**	0.19	**Common reed**	0.22
Cultivated oat	0.22	Maize grass	0.19	Ryegrass 	0.23	Cotton Dust	0.14
House dust	**1.14**	Jute Dust	**1.21**	Rice dust	0.20	Straw Dust	0.22

Normal Range / Cut off for all allergens is : 0.35 U/L

DR. SRILATHA
MD PATHOLOGY

Name of the Allergen	Result	Name of the Allergen	Result	Name of the Allergen	Result	Name of the Allergen	Result
Beet weed	0.31	**Common pigweed**	0.19	**False ragweed**	0.26	**Mugwort**	0.20
Ox eye daisy, Marguerite	0.26	**Red clover grass**	0.26	**Western ragweed**	0.30	**Timothy** 	0.25
Jhonson grass	0.22	**Alternaria alternata** 	0.23	**Aspergillus fumigatus**	0.20	**Aspergillus niger** 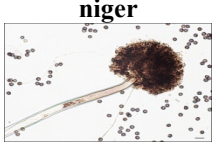	0.19
Candida albicans 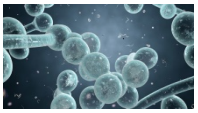	0.20	**Cladosporium herbarum** 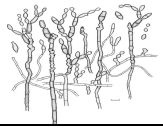	0.19	**Mucor racemosus**	0.11	**Penicillium notatum** 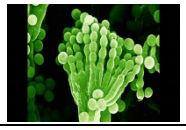	0.22
Trichoderma viride	0.20	**Cockroach**	**0.77**	**Ant**	0.15	**Honey Bee**	0.26
House Fly	0.26	Wasp	0.30	**Moth**	0.12	**House Cricket**	0.20
Body lotions	0.26	Deodorant	0.30	Hair Dye	0.26	Lip stick	0.19
Nail Polish	0.23	Perfume	0.19	Powder	0.26	Shampoo	0.26
Soap	0.30	Sun Creams	0.26	Latex	0.20	Paints	0.30
Papain	0.19	Plaster of Paris	0.26	Plastic	0.20	Silk	0.22
Smoke	0.19	Alcohol	0.22	Ash	0.30	Bone Cement	0.19
Detergent	0.19	Leather	0.25	Limestone	0.22	Nickel	0.19
Nylon fibers	0.26	Polyster	0.30	Sulfer	0.20	Wool mix	0.26
Yarn fibre	0.19	Cotton seed	0.20				

Normal Range / Cut off for all allergens is : 0.35 U/L

DR. SRILATHA
MD PATHOLOGY

ALLERGY DRUGS REPORT

Drugs	Result	Drugs	Result	Drugs	Result	Drugs	Result
Penicillium G	0.15	Succinylcholine	0.15	Erythromycin	0.28	Paracetamol	0.14
Ampicillin	0.30	Brufen	0.11	Amoxicillin	0.18	Ciprofloxacilin	0.25
Analgin	0.14	Levofloxacin	0.15	Human Insulin	0.10	Cephalosporin C	0.20
Norfloxacin	0.09	Chloroquine	0.26	Dexomethasone	0.22	Metamizol	0.14V
Streptomycin	0.14	Tetracycline	0.15	Trimethoprim	0.08	Ofloxacin	0.20
Cephalexin	0.11	Aspirin	0.25	Sulpha 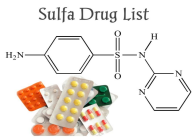	0.15	Tetanus Toxoid	0.30

Normal Range / Cut off for all allergens is : 0.35 U/L

DR. SRILATHA
MD PATHOLOGY

Method: ELISA

False positives occur in the following scenarios:

- *You have a small amount of IgE antibody to allergen but are not be truly allergic to that. You can contact the allergen and experience absolutely no reaction to it.*

Interpretation

- Substances that cause an allergic reaction are called allergens. Besides dust and pollen, other common allergens include animal dander, foods, including nuts and shellfish, and certain medicines, such as penicillin.
- Allergy symptoms can range from sneezing and a stuffy nose to a life-threatening complication called anaphylactic shock. Allergy blood tests measure the amount of IgE antibodies in the blood. A small amount of IgE antibodies is normal. A larger amount of IgE may mean you have an allergy.

DR. SRILATHA
MD PATHOLOGY