

SRUSHTI HOSPITAL & MATERNITY HOME

27-A, Nandigram Colony, Pundlik Nagar, Garkheda

chhatrapati sambhajinagar - 431001

Phone No: 0240 2453523 / 2453524

Patient name	Mrs. KIRTI AKSHAY JADHAV	Age/Sex	20 Years / Female
Patient ID	VS8201894-25-08-25-22	Visit no	1
Referred by	Dr. NIMISHA PAGARE	Visit date	25/08/2025
LMP date	21/05/2025, LMP EDD: 25/02/2026[13W 5D] C-EDD: 05/03/2026[12W 4D]		

OB - First Trimester Scan Report

Real time B-mode ultrasonography of gravid uterus done.

Route: Transabdominal

Single intrauterine gestation

Maternal

Cervix measured 3.60 cm in length.

Right Uterine	0.9	● — (3%)
Left Uterine	1.7	— ● (54%)
Mean PI	1.3	— ● — (23%)

Fetus

Survey

Placenta - FORMING ANTERIORLY

Liquor - Normal

Umbilical cord - Two arteries and one vein

Fetal activity present

Cardiac activity present

Fetal heart rate - 165 bpm

Biometry(Hadlock, Unit: mm)

CRL	61.9, 12W 4D	— ● — (50%)
-----	--------------	-------------

Fetal doppler

Ductus Venosus PI	0.84	— ● — (45%)
-------------------	------	-------------

Aneuploidy Markers (mm)

Nasal Bone	Present
NT	1.2 ● — (8%)
Ductus Venosus	Normal flow
Tricuspid Regurgitation	No TR

Fetal Anatomy

Skull / Brain appears normal

Intracranial structures appears normal

Choroid plexuses seen.

Neck seen.

Spine seen.

Pre maxillary triangle and orbits seen.

Both lungs appeared normal

Four chamber view and outflow tracts seen.

Abdominal wall and stomach bubble seen.

Bladder and kidney seen.

Upper limbs and lower limbs seen.

Impression

Intrauterine gestation corresponding to a gestational age of 12 Weeks 4 Days

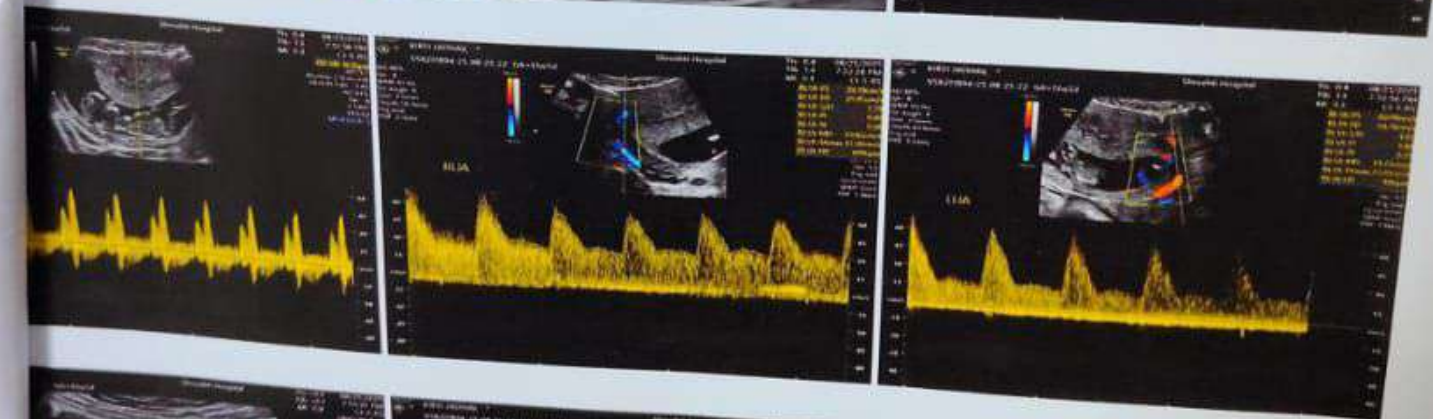
Gestational age assigned as per biometry (CRL)

Menstrual age 13 Weeks 5 Days

Corrected EDD 05-03-2026

SRUSHTI HOSPITAL & MATERNITY HOME

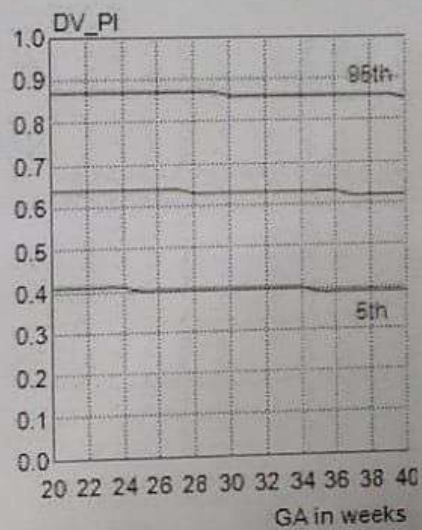
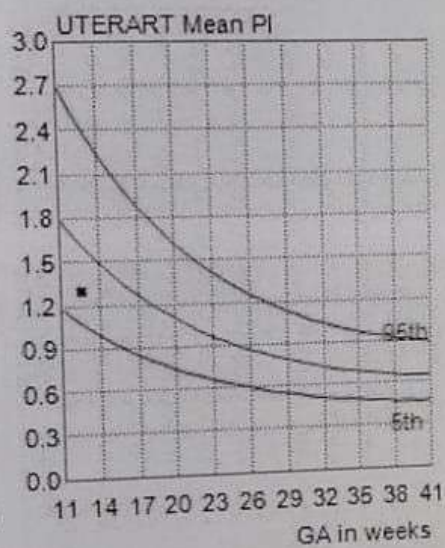
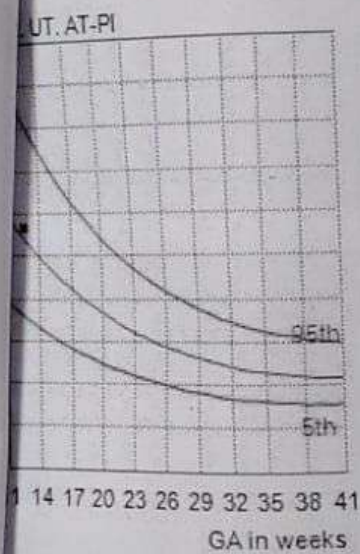
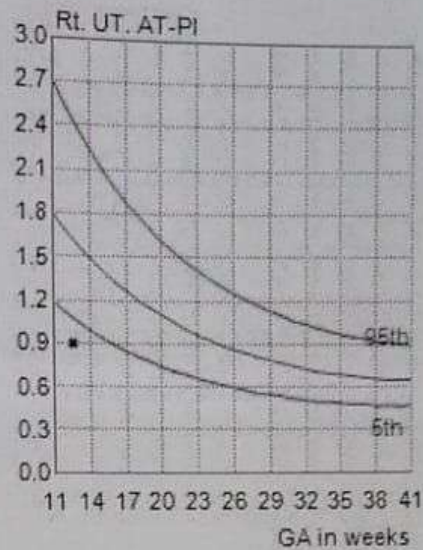
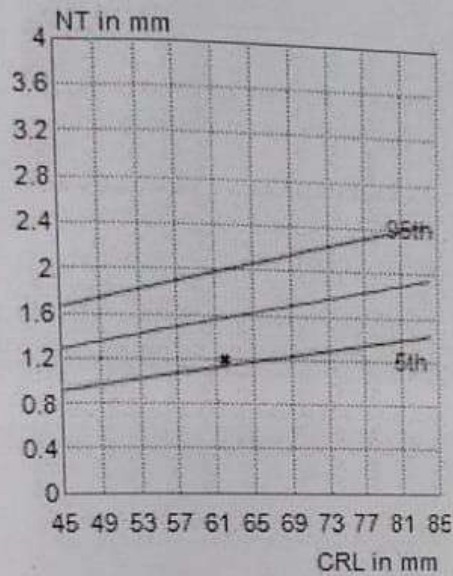
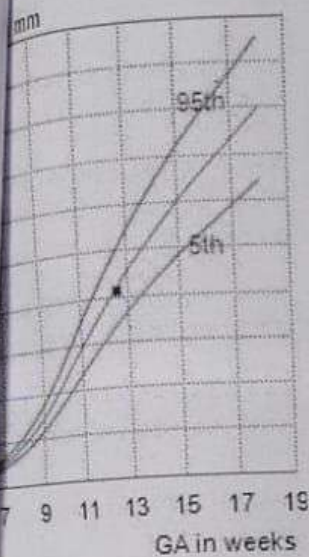
YADHAV / VS8201894-25-08-25-22 / 25/08/2025 / Visit No 1



SRUSHTI HOSPITAL & MATERNITY HOME

KSHAY JADHAV / VS8201894-25-08-25-22 / 25/08/2025 / Visit No 1

ed : 25/08/2025



SRUSHTI HOSPITAL & MATERNITY HOME

27-A, Nandigram Colony, Pundlik Nagar, Garkheda

Chhatrapati Sambhajinagar - 431001

Phone No: 0240 2453523 / 2453524

KIRTI AKSHAY JADHAV / VS8201894-25-08-25-22 / 25/08/2025 / Visit No 1

Ultrasound: - DOUBLE MARKER.

Second trimester screening for Downs

Chromosomal age risk 1 in 1505

Test	Risk estimate - NT	Risk estimate - NT + NB
	1 in 8853	1 in 29510

Disclaimer

Dr. Rutuja Phad declare that while conducting ultrasonography/image scanning on this patient, I have neither detected nor disclosed the sex of her fetus to anybody in any manner.

Rutuja

Dr. RUTUJA BHAGWAT PHAD

MBBS DMRF (Radiology)

Reg no 2018/08/4012